PLANTA

Whitepaper

Strategic Cost Planning in Project Management

The Efficient Path to Project Success

© PLANTA Projektmanagement-Systeme GmbH – www.planta.de

LEARN MORE

Here you will find more for your projects:

Resource management

What are the time wasters in project management, and how can you achieve savings with efficient resource management? We show you this and more using concrete examples from our customers.

To the whitepaper

Hybrid project management

Hybrid systems are more flexible than purely agile or classic methods and let you respond to any project situation. Read the whitepaper on hybrid project management to learn everything about this topic.

To the whitepaper

In project management, cost planning is at the heart of successful implementation. Many projects suffer from budget overruns, which can jeopardize their overall success. Well-founded cost planning allows projects to be realized within the financial framework and bottlenecks to be avoided. Precise planning helps to determine the optimal funds for resources such as personnel, material, equipment and services, and ensures that a project remains financially stable and under control from start to finish. This whitepaper highlights the key strategies and methods of cost planning and shows how projects can be managed efficiently and in line with budget requirements.

© PLANTA Projektmanagement-Systeme GmbH – www.planta.de

Contents

01 Success Factor Cost Planning 1

Basics of Cost Planning 2

02 Basics & Core Elements 2

Core Elements of Cost Planning 3

03 Practical Implementation 6

Creating a Cost Plan 6

Dealing with Unforeseen Costs 7

Influence of Stakeholders on Cost Planning 7

04 Challenges and Solutions 8

Risks of Missing Cost Planning 8

Common Mistakes and How to Avoid Them 9

Efficient Cost Monitoring with Project Management Software 10

Evaluating the Effectiveness of Cost Planning 10

05 Optimization Through Project Management Software 10

06 Conclusion 11

© PLANTA Projektmanagement-Systeme GmbH – www.planta.de

CHAPTER

01 Success Factor Cost Planning

Cost planning is a strategic instrument that enables the targeted use of resources and secures project success.

Cost Planning as a Success Factor in Project Management

Cost planning is a strategic instrument that structures the course of a project and makes a decisive contribution to its success. Precise planning makes it possible to use resources efficiently, make well-founded decisions and keep project implementation transparent. Without clear cost planning, there is a risk of exceeding the **budget** and missing the project objectives.

A detailed cost plan defines the financial requirements at an early stage and promotes efficient **budget control** as well as adherence to schedules and the achievement of objectives. A clear cost structure supports teamwork, as the financial resources for specific tasks are transparent and allow for prioritization. In addition, solid cost planning strengthens **stakeholder** confidence, as it provides a transparent basis for communication and reporting.

Another advantage of cost planning is **risk minimization**. Financial reserves can cushion potential bottlenecks, which helps to secure the project result. Projects with strategic cost planning reduce the risk of unexpected financial burdens and increase their chances of successful completion.

Reasons for Cost Planning

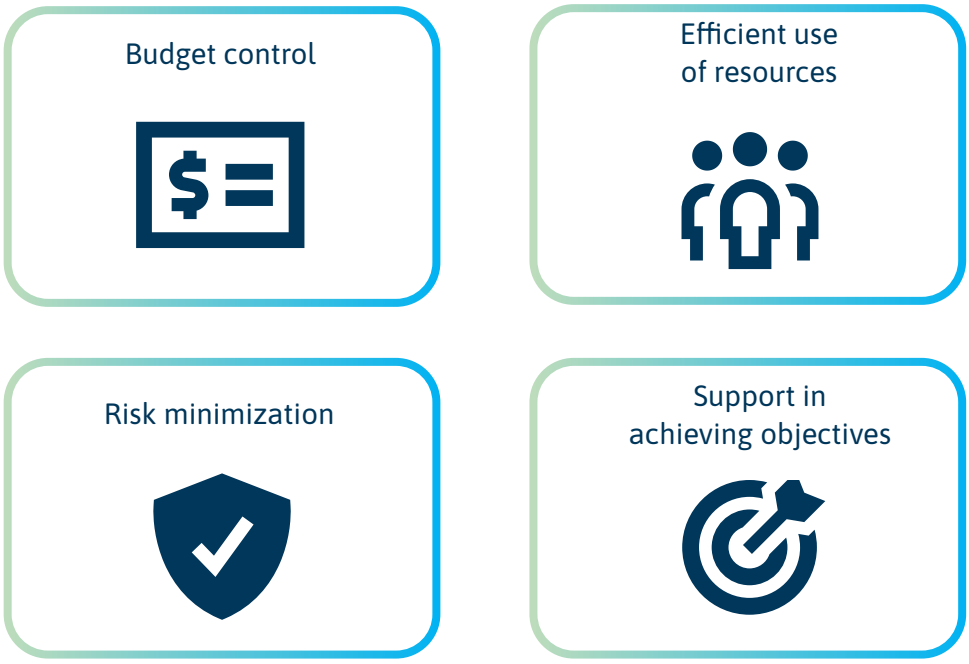

CHAPTER

02 Basics & Core Elements

Cost planning consists of cost estimation, budgeting, controlling and reporting and provides a flexible financial framework for the entire project.

Basics of Cost Planning

Cost planning in project management comprises several elements that are linked in a structured process in order to create a reliable basis for project implementation. It starts with **estimating the costs** and leads to detailed **budgeting**. This is a dynamic process that is continuously adjusted throughout the entire duration of the project.

The objective is to create a realistic picture of the financial requirements and to ensure continuous **cost control**. This includes recording and categorizing **cost types** (e.g. material, personnel and administrative costs), allocating funds to project phases and making regular **planned-actual comparisons**.

The specific requirements of the project determine the approach. A small project with a clear budget framework can often be managed easily, whereas complex projects require detailed, flexible cost planning with control levels.

Another important aspect is the **monitoring** and **reporting** of the financial situation. Modern **project management software** offers real-time dashboards, reporting functions and automatic notifications in the event of deviations, so that those responsible for the project can keep an eye on the financial status and make adjustments in good time.

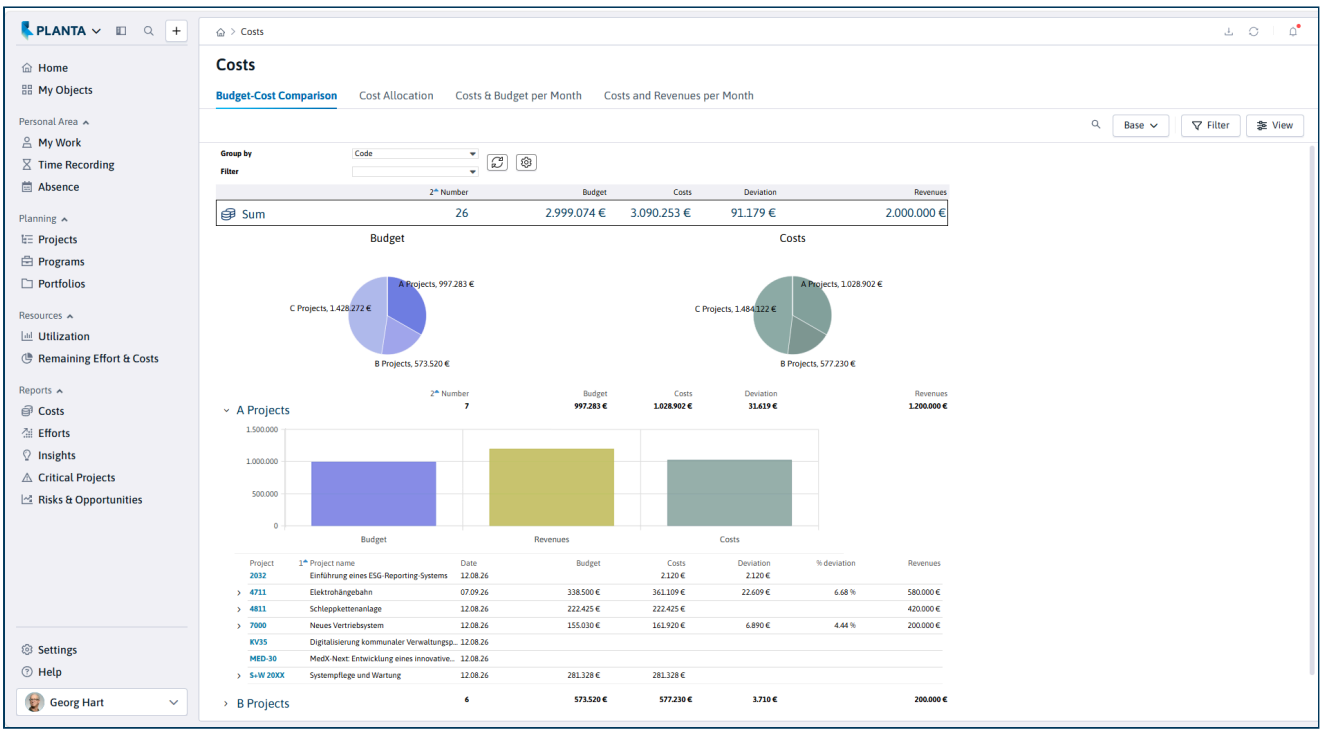

Cost planning in PLANTA Project

Core Elements of Cost Planning

Cost Estimate

The **cost estimate** is the first step in **cost planning**. In this step, the budget is defined by **estimating the costs** of the required resources (material, personnel, services).

Common methods:

- **Expert estimate**: based on the knowledge of subject-matter experts
- **Parametric estimate**: cost calculation per work unit, particularly useful for standardized projects
- **Comparative estimate**: use of historical data from similar projects

A precise cost estimate forms the basis for **budgeting** and **cost control**.

Budgeting

Based on the **cost estimate**, the **budget** is distributed across project phases and work packages, taking into account fixed and variable costs as well as financial buffers.

Advantages of budgeting:

- **Optimal use of resources** and clear allocation of funds
- Easier cost control through **transparency**
- **Flexibility** to make adjustments and respond to new requirements

A structured budget supports communication with stakeholders and provides **planning certainty**.

Cost Control

Cost control ensures that the project stays within the budget framework and that resources are used efficiently.

It includes:

- **Planned-actual comparisons** and deviation analyses
- Use of **Earned Value Management (EVM)** to monitor project progress in relation to planned costs and deadlines
- Early detection and correction of budget overruns

A clear **cost control strategy** minimizes financial risks and ensures project success.

Risk Management

Structured risk management protects against unexpected financial burdens.

It includes:

- **Identification of financial risks** and definition of measures to minimize risk
- Use of **cost buffers and risk reserves**
- Techniques such as **risk and scenario analyses** to simulate possible cost developments

This ensures the financial **stability** of the project.

Reporting and Analysis

Reporting and analysis provide a platform for monitoring the financial situation.

This includes:

- Regular **financial reports** (weekly or monthly) for overview and transparency
- Use of **dashboards** for the early detection of deviations

Reliable reporting creates **trust** and enables efficient cost management.

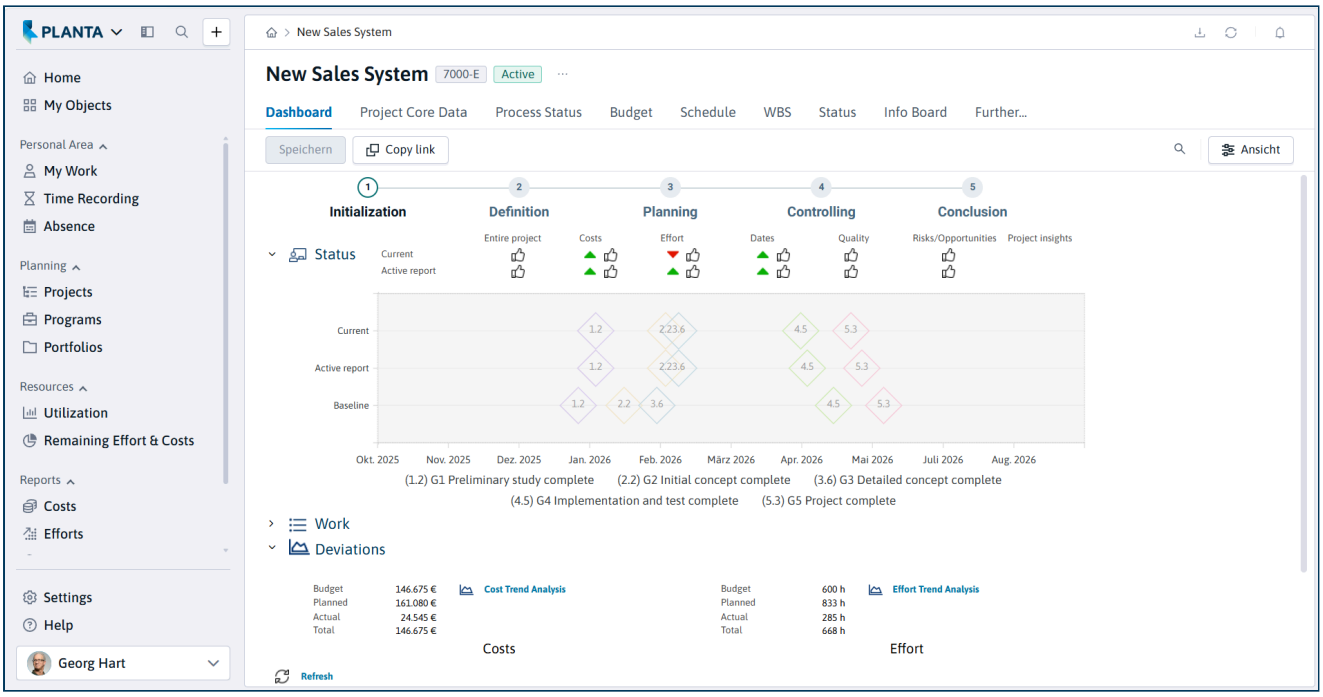

Dashboard in PLANTA Project

PLANTA

One Software for Everything

PLANTA Project

Project Management Software

PM Methods

Plan your projects agile, classic or hybrid – just as you need

PPM

Take no risks – with project portfolio management

Integrations

Adapt the software to your needs and extend it with our interfaces

Single and Multi-Project Management

Comprehensive project management software for every project.

Learn more

© PLANTA Projektmanagement-Systeme GmbH – www.planta.de

03 CHAPTER Practical Implementation

Creating a Cost Plan

Creating a cost plan is a structured process that extends from the first phase of project planning to the final budget allocation. The following steps provide a guideline for developing a detailed and reliable cost plan:

1. **Define project objectives and requirements**: The project objectives and requirements form the basis for the entire cost plan and determine which resources are needed and how the financial requirements can be covered.
2. **Categorize cost types**: Identifying and categorizing cost types is crucial for precise cost planning. Common cost types include personnel costs, material costs and administrative costs.
3. **Detailed cost estimate**: The various estimation methods are used to develop a realistic estimate of the financial requirements.
4. **Create a complete budget**: Based on the cost types and the cost estimate, a detailed budget is drawn up that provides a clear structure for the allocation of funds.
5. **Implement monitoring systems**: A robust monitoring system enables ongoing monitoring of expenditure and creates a basis for controlling and adjusting the budget as required.

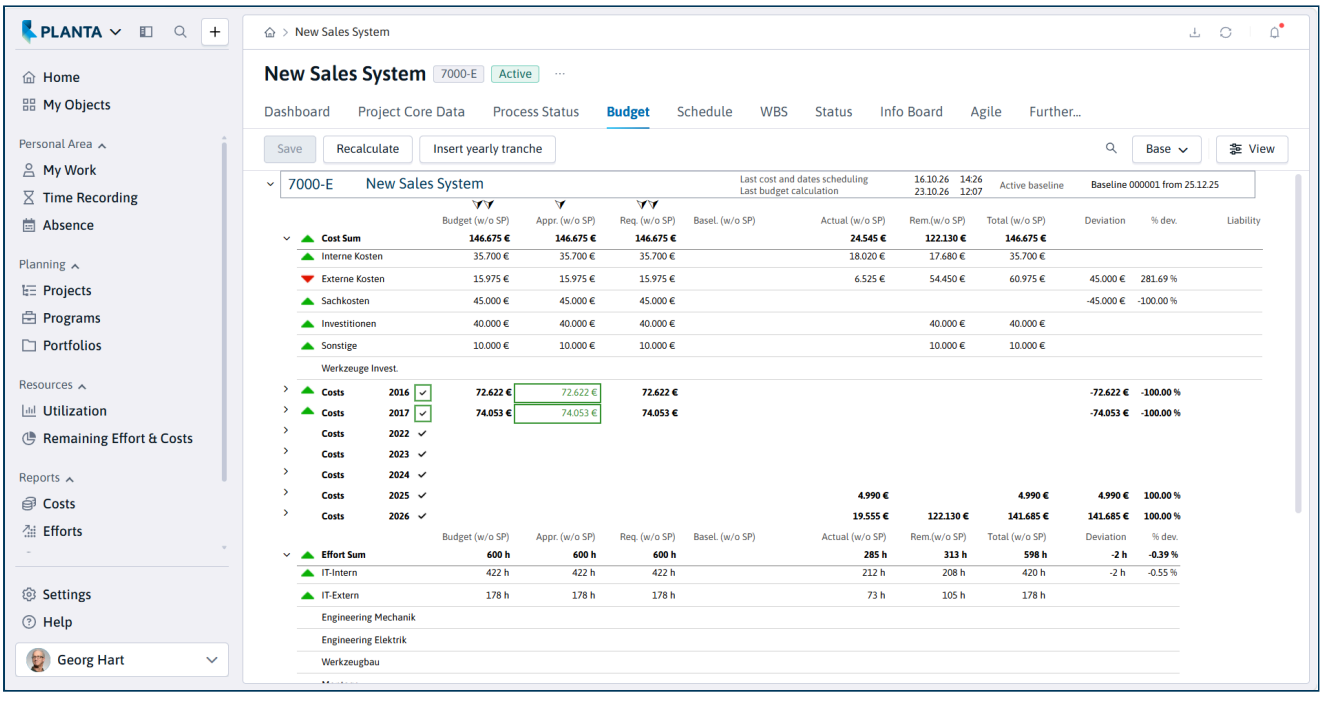

Budget in PLANTA Project

This structured approach ensures that all financial requirements of the project are recorded and documented transparently.

Dealing with Unforeseen Costs

Unforeseen costs are among the biggest challenges in **cost planning** and can put a heavy strain on a project if they are not planned for. To minimize such risks, **buffers** and **reserves** should be included in the budget plan. A proven method is to plan a **contingency budget of 5–10% of the total budget**.

Methods for handling unforeseen costs include:

- **Scenario analyses**: Scenario analyses can be used to simulate possible developments and their financial impact. This technique helps to identify different scenarios and protect the project from budget surprises.
- **Regular cost reviews**: Continuous reviews and adjustments at project milestones or after completed work packages ensure that expenditure stays within the **budget**. This allows deviations to be identified early and the budget to be adjusted.
- **Agile budgeting**: This method allows the budget to be adjusted flexibly in regular cycles. If project requirements change or unexpected costs arise, the budget can be updated quickly.

These measures ensure that unforeseen expenses are cushioned and that the project remains successful despite changes. A comprehensive understanding of potential **cost risks** and the involvement of **stakeholders** in budget monitoring are crucial to mastering financial challenges.

Influence of Stakeholders on Cost Planning

Stakeholders play a central role in **cost planning** in project management, as their involvement helps to secure the financial objectives. Typical stakeholders and their tasks in the cost planning process are:

- **Project management**: Project management is responsible for the strategic definition of the **project budget**. It coordinates the involvement of the other stakeholders and ensures that the financial status of the project is communicated transparently.
- **Finance department**: The finance department analyzes financing structures, cash flow and possible **budget optimizations**. It works closely with project management to ensure that financial requirements and legal guidelines are met.
- **Customers and clients**: External stakeholders such as customers and clients often provide the financial resources and rely on **adherence to the budget**. A transparent cost plan strengthens customers' trust in project management and leads to greater customer satisfaction.
- **External partners and suppliers**: Cooperation with external service providers and suppliers also plays an important role in cost planning. The costs and contracts of these external partners influence **budget planning** and **resource allocation** and ultimately also affect the quality of the project result.

The active involvement of all relevant stakeholders not only improves the **transparency** and **acceptance** of the cost plan, but also enables a coordinated allocation of resources. By involving all parties at an early stage, potential cost drivers can be identified early and integrated into **budget planning**. This contributes to **risk minimization** and helps ensure that the project runs smoothly.

CHAPTER

04 Challenges and Solutions

Risks of Missing Cost Planning

A project without well-founded **cost planning** risks **financial imbalances**, **budget overruns**, **inefficient use of resources** and **reduced project quality**.

The main risks are:

- **Budget overruns**: Without clear planning, the budget is often exceeded, which can lead to financial resources being used up before the project is completed, putting the project at risk.
- **Insufficient resource allocation**: Precise cost planning is crucial for efficient **resource allocation**. Without it, **bottlenecks** often arise because necessary resources are missing or used incorrectly, which increases costs.
- **Quality defects**: Missing **budget specifications** jeopardize project quality. When resources become scarce, quality often suffers, which impairs overall performance.
- **Loss of stakeholder trust**: Insufficient cost planning leads to **dissatisfaction** among stakeholders, as a **lack of cost transparency** makes projects appear disorganized and damages trust.



To minimize these risks, **detailed cost planning** is required. It sets financial benchmarks, provides orientation and creates the basis for identifying and managing **deviations** at an early stage.

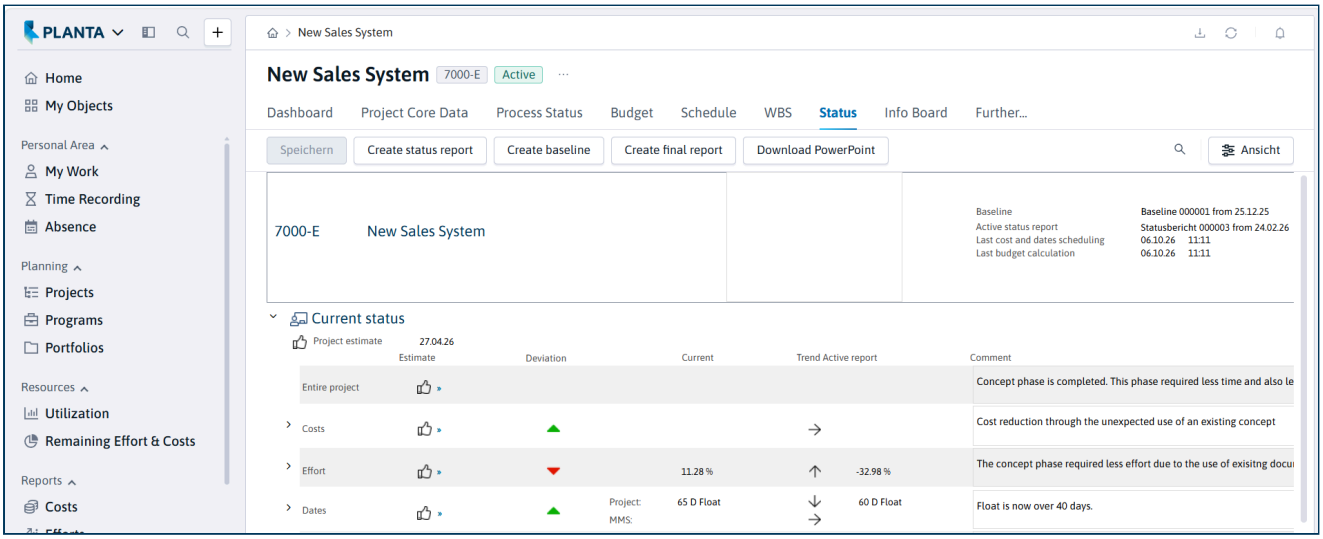

Project status in PLANTA Project

Common Mistakes and How to Avoid Them

Typical **mistakes** occur in cost planning that can impair the success of a project. Important mistakes and how to avoid them include:

- **Insufficient risk provisioning**: Without a financial **risk buffer**, projects are vulnerable to cost overruns. Reserves planned at an early stage protect against unexpected expenses.
- **Inaccurate cost estimates**: Estimates based on incomplete information often lead to deviations. Methods such as **parametric estimation** or **expert estimates** improve the accuracy and reliability of the budget.
- **Ignoring project changes: Scope creep** (unnoticed expansion of the project scope) often causes cost increases. A flexible budget and structured **change management** help to control such adjustments.
- **Lack of budget transparency**: If only the project manager knows the budget, misunderstandings arise. Regular communication of **budget specifications** promotes transparency and strengthens cost awareness within the team.

Through **proactive planning** and by avoiding these sources of error, the efficiency of cost planning can be increased and project success secured.

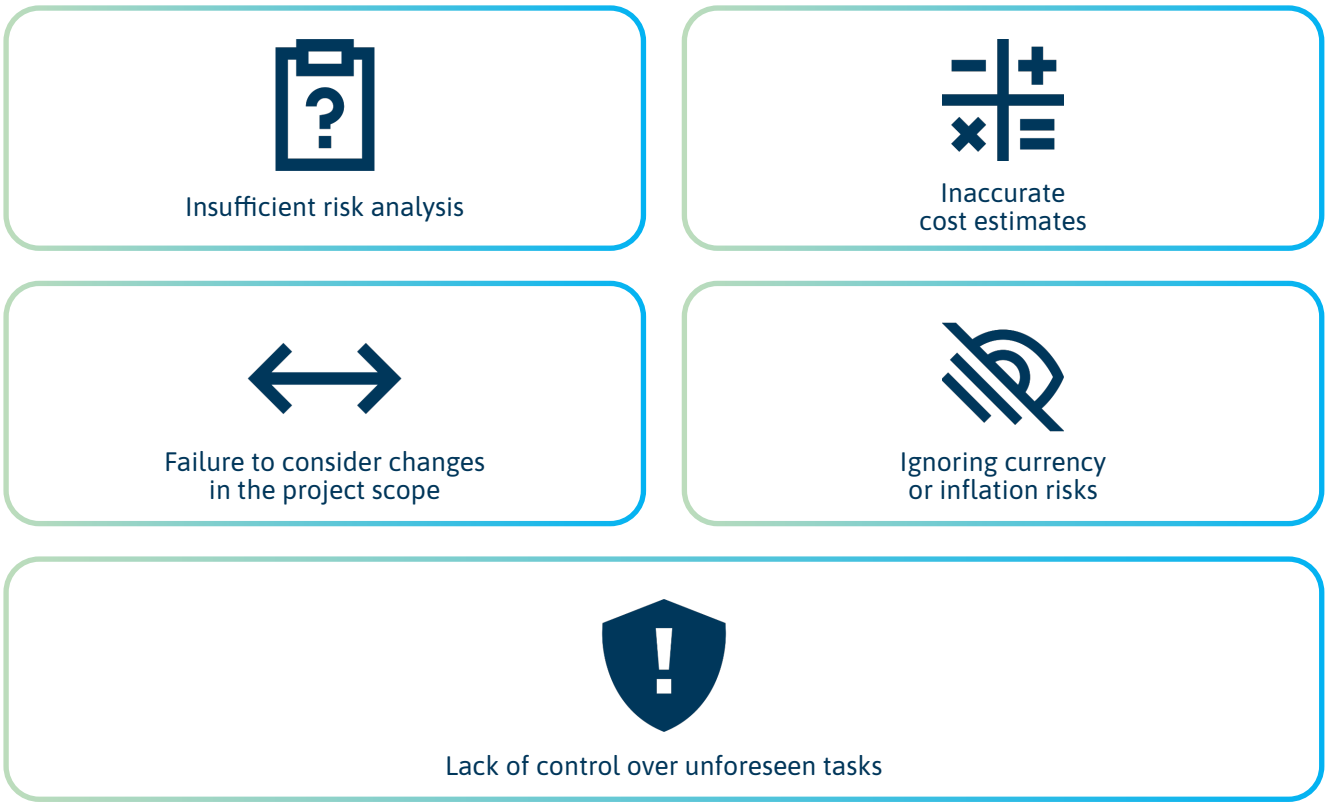

CHAPTER 05

Optimization Through Project Management Software

Efficient Cost Monitoring with Project Management Software

Modern **project management software** simplifies cost monitoring and enables precise **budget control**. Software solutions such as **PLANTA Project** support the planning, monitoring and analysis of project costs with the following advantages:

- **Automated budget management**: Real-time budget management provides access to current cost developments, with automatic notifications when budget limits are reached.
- **Real-time resource management**: The software shows available resources and capacity utilization, creating transparency and enabling efficient use of resources.
- **Reporting and analysis**: Dashboards and analyses provide comprehensive insights into budget development and highlight critical areas.
- **Compliance assurance and integration**: Good project management software supports compliance with company-specific requirements and, if necessary, enables integration with ERP systems.
- **Automated risk control**: Risk management tools identify cost risks and send automatic notifications when critical thresholds are reached.

Using project management software helps project managers to handle **budget requirements** efficiently and ensure the **financial stability** of the project. Its extensive functions for cost monitoring and analysis make it indispensable for precise cost planning.

Evaluating the Effectiveness of Cost Planning

The effectiveness of cost planning can be measured using various **evaluation criteria**:

- **Planned-actual comparisons**: Comparing planned and actual costs makes it possible to analyze whether the project budget was met. Deviations indicate the accuracy and efficiency of cost planning and allow adjustments for future projects.
- **Retrospective analyses and lessons learned**: Looking back at completed projects and the experience gained makes it possible to learn from past mistakes and to standardize successful methods.
- **Benchmarking against industry standards and similar projects**: Comparing your own cost planning with similar projects or industry standards makes it possible to assess its quality and efficiency. This helps to identify potential for improvement and best practices.
- **Stakeholder feedback**: The opinions and assessments of stakeholders provide valuable feedback on the quality and efficiency of cost planning and show how well the budget plan matched the actual requirements.

These evaluations provide a solid basis for **future cost planning** and contribute to the **continuous improvement** of budgeting processes.

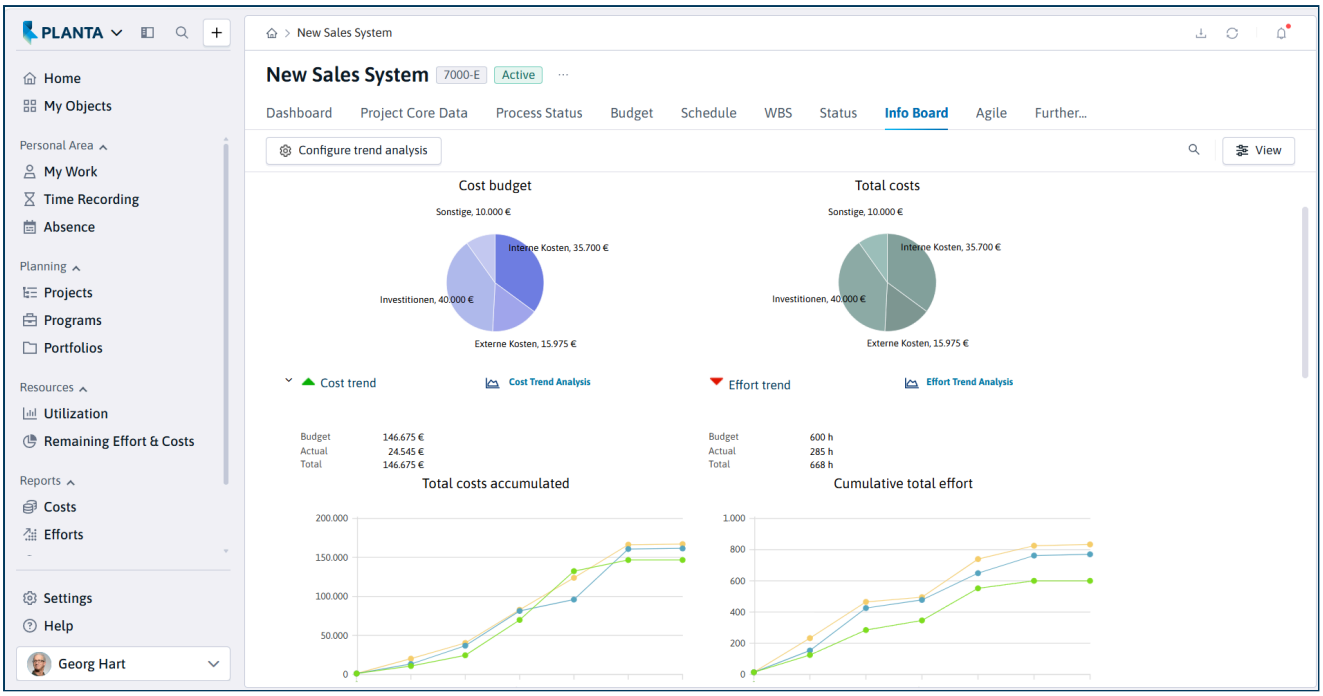

The PLANTA Info Board provides a comprehensive overview of project costs, budget and trend analyses

Conclusion

Cost planning is a key factor that has a significant influence on project success. Detailed and structured planning not only ensures **adherence to the budget**, but also creates a basis for **efficient use of resources** and **risk minimization**. Implementing precise cost management and using modern **project management software** help project managers to ensure financial stability and transparency throughout the entire project.

Well thought-out cost planning makes it possible to **identify potential risks at an early stage** and to make well-founded decisions. This keeps projects **within budget** and helps them achieve their objectives efficiently and as planned.

PLANTA Germany
PLANTA Projektmanagement-Systeme GmbH
Bunsenstraße 14 · 76135 Karlsruhe
t +49 721 8281111
@ kontakt@planta.de
www.planta.de

PLANTA Switzerland
PLANTA Projektmanagement-Systeme GmbH
Stadthausstrasse 39 · CH - 8400 Winterthur
t +41 52 2690303 · Fax +41 52 2690304
@ info@planta-gmbh.ch
www.planta.de

© PLANTA Projektmanagement-Systeme GmbH. All rights reserved. PLANTA, PLANTA Project and other PLANTA products and services mentioned in the text, as well as the corresponding logos and claims, are trademarks or registered trademarks of PLANTA GmbH in Germany and other countries.

Whitepaper author: PLANTA, marketing@planta.de